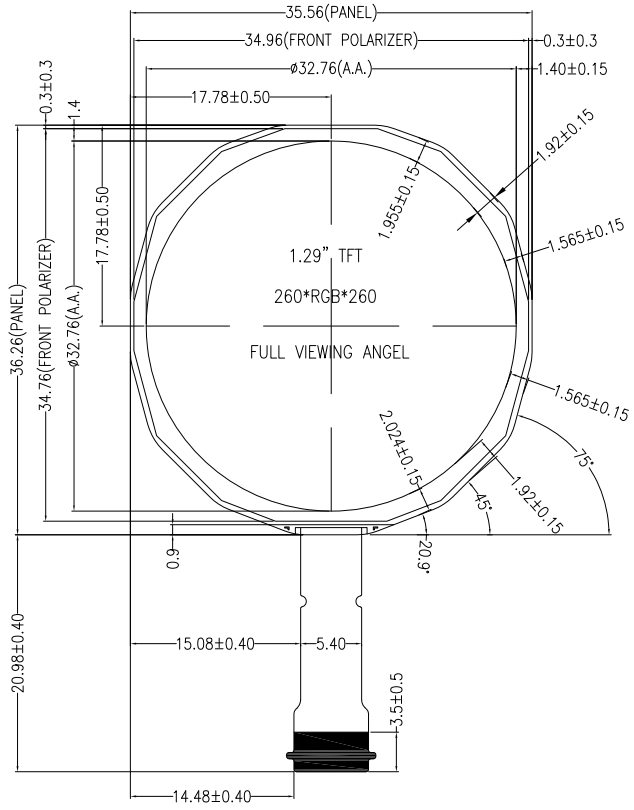

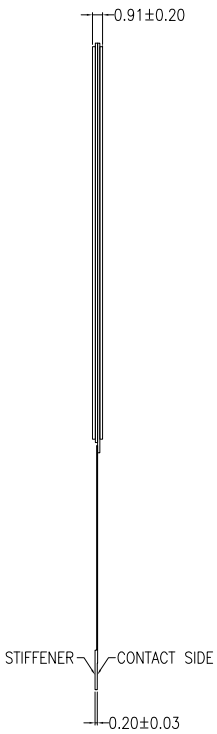

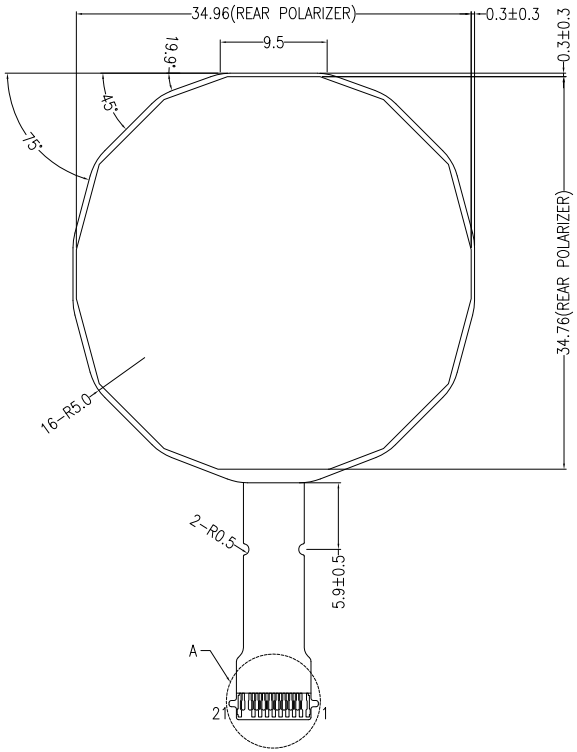

PIN DESCRIPTION	
PIN	SYMBOL
1	VDD2
2	–
3	GSP
4	GCK
5	GEN
6	INTB
7	VB
8	VA
9	VDD1
10	VSS
11	BSP
12	BCK
13	R[0]
14	R[1]
15	G[0]
16	G[1]
17	B[0]
18	B[1]
19	–
20	VCOM
21	NC

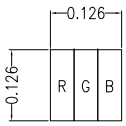

DETAIL A
(SCALE 4:1)

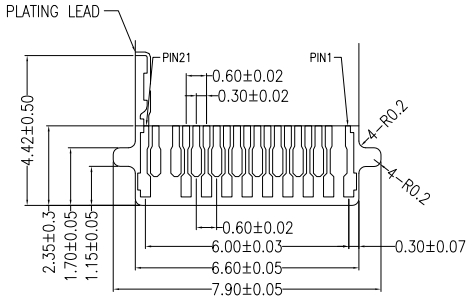

DETAIL A
(SCALE 3:1)

NOTES:

1. DISPLAY TYPE: 64-COLOR MIP TFT, REFLECTIVE WITH SLIGHTLY TRANSMISSIVE, NORMALLY BLACK
2. OPERATING VOLTAGE: VDD1=3.2V, VDD2=5V (TYP.)
3. VIEWING DIRECTION: FULL VIEWING ANGLE
4. DRIVER IC: INTERNAL MEMORY FOR DATA STORAGE WITHIN THE PANEL
5. OPERATING TEMP.: -20°C ~ 70°C
6. STORAGE TEMP.: -30°C ~ 80°C
7. TOP POLARIZER SURFACE TREATMENT: HC
8. RECOMMEND MATCHING CONNECTOR: MOLEX 503566-2100 OR EQUIVALENT
9. ONLY THE SINGLE LAYER AREA ON FPC IS BENDABLE AND THE MINIMUM BEND RADIUS IS 1.5MM
10. UNMARKED TOLERANCE: ±0.2MM
11. ROHS COMPLIANT

MULTI-INNO TECHNOLOGY CO., LTD.

				DRAWN BY:	CAROL		MODULE P/N: MI0129BT-1
				CHECKED BY:		SCALE : 1/1	
01	FIRST ISSUE	CAROL	2025.02.24	APPROVED BY:		UNIT: mm	DESCRIPTION: TFT MODULE
VER.	REVISED DESCRIPTION	REVISER	DATE	VERSION NO:	01	SHEET NO.: 1/1	